

Join GitHub

Create your account

Username *

andrii-pukhalevych-nuos ✓

Email address *

andrii.pukhalevych@nuos.edu.ua ✓

Password *

.....

Make sure it's at least 15 characters OR at least 8 characters including a number and a lowercase letter. [Learn more.](#)

Email preferences

Send me occasional product updates, announcements, and offers.

Verify your account



[GitHub] Please verify your email address. Вхідні ✕



GitHub <noreply@github.com>
кому мені ▾

11:49 (2 хвилини тому) ☆ ↶ ⋮



Almost done, **@andrii-pukhalevych-nuos!** To complete your GitHub sign up, we just need to verify your email address: andrii.pukhalevych@nuos.edu.ua.


[Verify email address](#)

Once verified, you can start using all of GitHub's features to explore, build, and share projects.

You're receiving this email because you recently created a new GitHub account or added a new email address. If this wasn't you, please ignore this email.

What do you want to do first?


Every developer needs to configure their environment, so let's get your GitHub experience optimized for you.



Start a new project

Start a new repository or bring over an existing repository to keep contributing to it.

[Create a repository](#)



Collaborate with your team

Improve the way your team works together and get access to more features with an organization.

[Create an organization](#)



Learn how to use GitHub

Get started with an "Introduction to GitHub" course in our Learning Lab.

[Start Learning](#)


[Skip this for now >](#)

Create a new repository


A repository contains all project files, including the revision history. Already have a project repository elsewhere?

[Import a repository.](#)

Owner *

 andrii-pukhalevych-nuos ▾

Repository name *

/ lab-java 

Great repository names are short and memorable. Need inspiration? How about [studious-spoon?](#)

Description (optional)

Лабораторні роботи з дисципліни Технології розробки ПЗ на платформі JAVA



Public

Anyone on the internet can see this repository. You choose who can commit.



Private

You choose who can see and commit to this repository.

Initialize this repository with:

Skip this step if you're importing an existing repository.

Add a README file


This is where you can write a long description for your project. [Learn more.](#)

Add .gitignore

Choose which files not to track from a list of templates. [Learn more.](#)


Choose a license


A license tells others what they can and can't do with your code. [Learn more.](#)


This will set  main as the default branch. Change the default name in your [settings](#).

Create repository

🔗 main ▾ 🔗 1 branch 🔖 0 tags Go to file Add file ▾ 📄 Code ▾

 **andrii-pukhalevych-nuos** Initial commit e49628b 17 minutes ago 🕒 1 commits

 README.md Initial commit 17 minutes ago


README.md 

lab-java

Лабораторні роботи з дисципліни Технології розробки ПЗ на платформі JAVA

About

Лабораторні роботи з дисципліни Технології розробки ПЗ на платформі JAVA

 [Readme](#)

Releases

No releases published
[Create a new release](#)





Search or jump to...

Pull requests Issues Marketplace Explore



andrii-pukhalevych-nuos / lab-java Private

Unwatch 1

Star 0

Fork 0

Code Issues Pull requests Actions Projects Security Insights Settings

main 1 branch 0 tags

Go to file

Add file

Code

Switch branches/tags



lab1

1ad38d6 now 1 commits

Branches

Tags

Create branch: lab1 from 'main'

View all branches

lab-java

Лабораторні роботи з дисципліни Технології розробки ПЗ на платформі JAVA

About

Лабораторні роботи з дисципліни Технології розробки ПЗ на платформі JAVA

Readme

Releases

No releases published
Create a new release

Packages

No packages published
Publish your first package



Search or jump to...

Pull requests Issues Marketplace Explore



Branch created.

andrii-pukhalevych-nuos / lab-java Private

Unwatch 1

Star 0

Fork

Code

Issues

Pull requests

Actions

Projects

Security

Insights

Settings

lab1

2 branches

0 tags

Go to file

Add file

Code

This branch is even with main.

Pull request

Compare



andrii-pukhalevych-nuos Initial commit

1ad38d6 2 minutes ago

1 commits

README.md

Initial commit

2 minutes ago

README.md

lab-java

Лабораторні роботи з дисципліни Технології розробки ПЗ на платформі JAVA

About

Лабораторні роботи з дисципліни Технології розробки ПЗ на платформі JAVA

Readme

Releases

No releases published
[Create a new release](#)

Packages



Search or jump to...

[Pull requests](#) [Issues](#) [Marketplace](#) [Explore](#)



andrii-pukhalevych-nuos

1

☆ Star 0

Fork 0

<> Code ! Issues 🔗 Pull requests

Settings



Invite a collaborator to **lab-java**

🔍 Search by username, full name, or email

Select a collaborator above

Options

Manage access

Security & analysis

Branches

Webhooks

Notifications

Integrations

Deploy keys

Secrets

Actions

repository can view it.

[Manage](#)

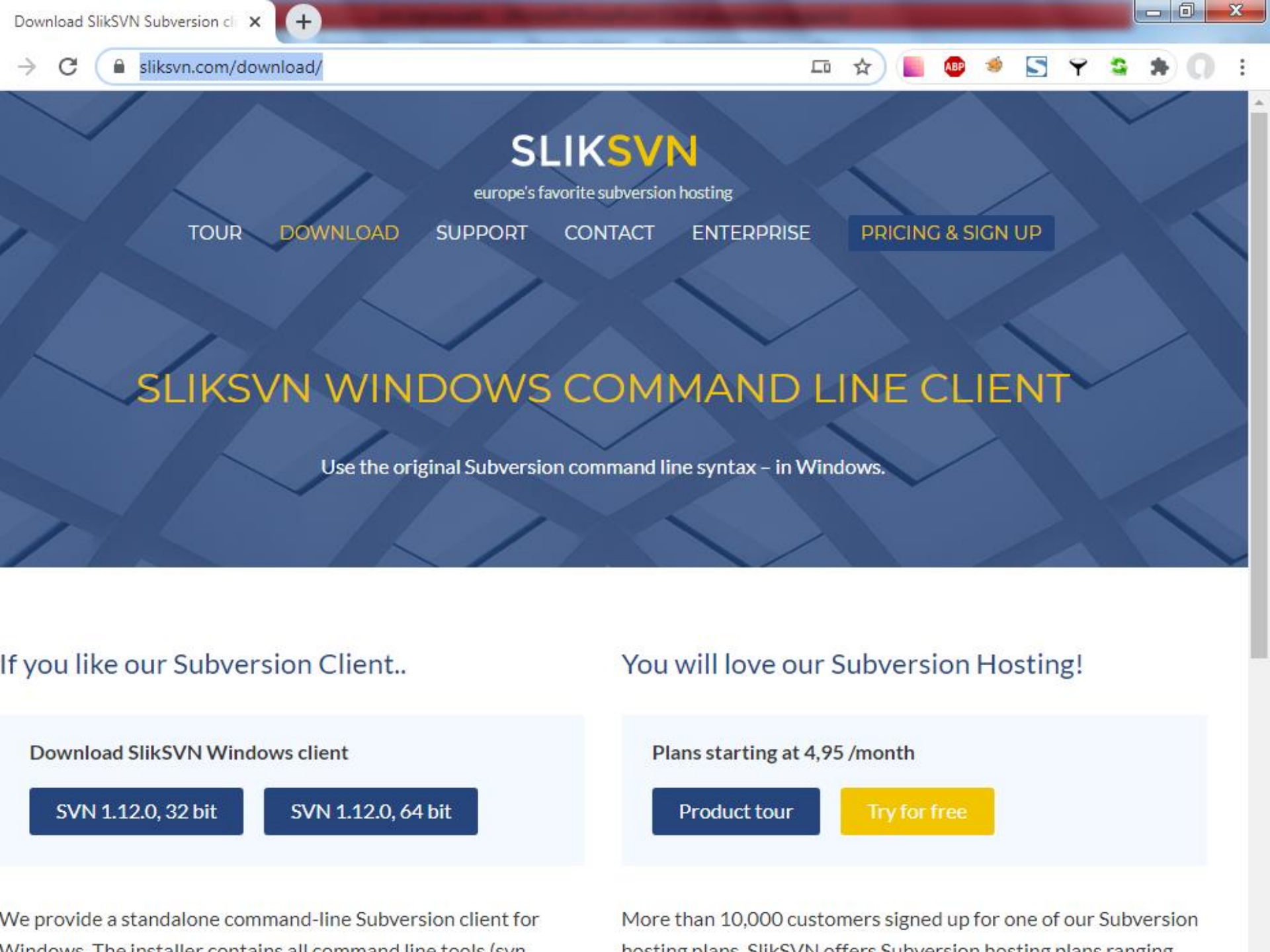
this repository. Only you can contribute to this repository.

Manage access



You haven't invited any collaborators yet

Invite a collaborator



SLIKSVN

europe's favorite subversion hosting

- TOUR
- DOWNLOAD
- SUPPORT
- CONTACT
- ENTERPRISE
- PRICING & SIGN UP

SLIKSVN WINDOWS COMMAND LINE CLIENT

Use the original Subversion command line syntax – in Windows.

If you like our Subversion Client..

Download SlikSVN Windows client

SVN 1.12.0, 32 bit

SVN 1.12.0, 64 bit

You will love our Subversion Hosting!

Plans starting at 4,95 /month

Product tour

Try for free

We provide a standalone command-line Subversion client for Windows. The installer contains all command line tools (svn

More than 10,000 customers signed up for one of our Subversion hosting plans. SlikSVN offers Subversion hosting plans ranging

Microsoft Windows [Version 6.1.7601]

(c) Корпорация Майкрософт (Microsoft Corp.), 2009. Все права защищены.

C:\Users\Andrey>cd lab-java

C:\Users\Andrey\lab-java>svn checkout --username andrii-pukhalevych-nuos https://github.com/andrii-pukhalevych-branches/lab1

Authentication realm: <https://github.com:443> GitHub

Password for 'andrii-pukhalevych-nuos': *****

A README.md

Checked out revision 2.

C:\Users\Andrey\lab-java>svn status

? lab-java.iml

? lab-java.ipr

? lab-java.iws

? src

C:\Users\Andrey\lab-java>svn add src

A src

A src\Main.java

C:\Users\Andrey\lab-java>svn commit -m "Initial commit"

Adding src

Adding src\Main.java

Transmitting file data .done

Committing transaction...

Committed revision 3.

```
C:\Users\Andrey\lab-java>svn update
Updating '.':
UU   src/Main.java
Updated to revision 4.
```

```
C:\Users\Andrey\lab-java>svn log -l 2
-----
r4 | andrii.pukhalevych | 2020-10-05 00:15:03 +0300 (Пн, 05 Жов 2020) | 1 line
Update Main.java
-----
r3 | andrii.pukhalevych.nuos | 2020-10-05 00:11:47 +0300 (Пн, 05 Жов 2020) | 1 line
Initial commit
-----
```

```
C:\Users\Andrey\lab-java>svn diff -r 3:4
Index: src/Main.java
```

```
====
--- src/Main.java      (revision 3)
+++ src/Main.java      (revision 4)
@@ -2,5 +2,6 @@

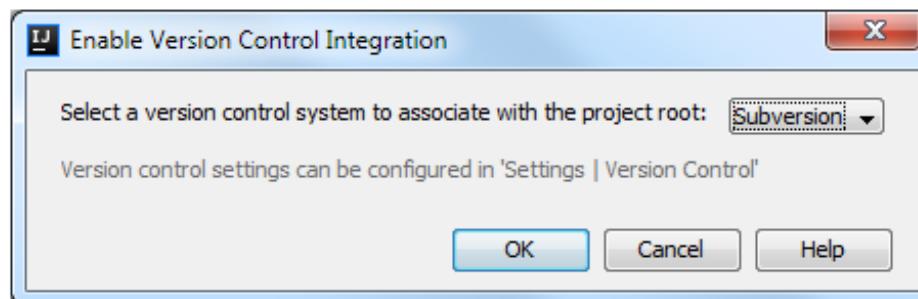
     public static void main(String[] args) {
+         System.out.println("Test");
+         System.out.println("Code by collaborator");
     }
}
```

```
Property changes on: src/Main.java
```

```
C:\Users\Andrey\lab-java>_
```

```
1 public class Main {  
2  
3     public static void main(St  
4         System.out.println("My  
5         System.out.println("Te  
6     }  
7 }  
8
```

- Local History
- Enable Version Control Integration...
- VCS Operations Popup... Alt+Back Quote
- Apply Patch...
- Apply Patch from Clipboard...
- Checkout from Version Control
- Import into Version Control
- Browse VCS Repository
- Sync Settings



```

1 public class Main {
2
3     public static void main(String[] args) {
4         System.out.println("My code");
5         System.out.println("Test");
6     }
7 }
8

```

- Copy Reference Ctrl+Alt+Shift+C
- Paste Ctrl+V
- Paste from History... Ctrl+Shift+V
- Paste Simple Ctrl+Alt+Shift+V
- Column Selection Mode Alt+Shift+Insert
- Find Usages Alt+F7
- Refactor
- Folding
- Analyze
- Go To
- Generate... Alt+Insert
- Recompile 'Main.java' Ctrl+Shift+F9
- Run 'Main.main()' Ctrl+Shift+F10
- Debug 'Main.main()'
- Create 'Main.main()'...
- Attach Console
- Local History
- Subversion
- Compare with Clipboard
- File Encoding

- Create External...
- Add to VCS Ctrl+Alt+A
- Ignore
- Commit File...
- Update File...
- Integrate File...
- Edit Properties
- Set Property...
- Revert... Ctrl+Alt+Z
- Resolve Text Conflict...
- Mark Resolved...
- Cleanup
- Show Current Revision
- Compare with the Same Repository Version
- Compare with Latest Repository Version
- Compare with...
- Compare with Branch...
- Show History
- Show History for Selection
- Annotate
- Branch or Tag...
- Lock...
- Unlock
- Relocate...
- Browse Changes...



Changelist: **Default**

Subversion

- lab-java 1 file
 - C:\Users\Andrey\lab-java\src 1 file
 - Main.java
- Unversioned Files 2 files

- Auto-update after commit
- Keep files locked

Before Commit

- Reformat code
- Rearrange code
- Optimize imports
- Perform code analysis
- Check TODO (Show All) [Configure](#)
- Cleanup

After Commit

- Upload files to:
- (none)
- Always use selected server

Modified: 1 Unversioned: 0 of 2

Commit Message

Very important fix

Diff

Side-by-side viewer | Do not ignore | Highlight words

2 differences

```

4 (Read-only)
public class Main {
    public static void main(String[] args) {
        System.out.println("Test");
        System.out.println("Code by
collaborator");
    }
}

```

```

Your version
public class Main {
    public static void main(String[]
args) {
        System.out.println("My code");
        System.out.println("Test");
    }
}

```

- `svn checkout --username student`
<https://github.com/student/lab-java/branches/lab1> .
- `svn info`
- `svn status (st) [path]`
- `svn add path`
- `svn commit (ci) -m "Commit message" [path]`
- `svn update (up) [-r 3]`
- `svn log [-l 5]`
- `svn diff (di) [-r 2:4]`
- `svn revert`
- `svn copy (cp) from to`
- `svn move (mv) from to`
- `svn delete (rm) path`
- `svn resolved path`
- `svn help`